



Student: Luke Melenbacker

Date: _____

WOW

- English: Pig (pihg)
- Spanish: Cerdo (SEHR-doh)
- Italian: Maiale (mah-YAH-leh)
- French: Cochon (koh-SHOHN)
- Portuguese: Porco (POHR-coh)
- Latin: Porcus (POHR-koos)
- ASL: Pig (open hand under chin with fingers wiggling)

Positive Intentions

Sensory Exploration for Pig:

- Touch: Feel the softness of a plush toy pig or the smooth texture of a plastic pig figurine.
- Smell: Describe the earthy or farm-like scent associated with pigs (optional: use safe farm-scented play materials).
- Taste: Taste foods related to pigs, such as ham or bacon (if culturally appropriate), and discuss their flavor.
- Visual Cues:
- Use flashcards or books depicting pigs in different contexts (e.g., on a farm, in a storybook, or as cartoon characters).

Contextual Practice:

- Point to pigs in real-life settings, such as at a petting zoo or in pictures.
- Use sentences like:
 - "This is a pig."

Challenges

Phonetic Complexity

- Words like cochon (French) and porcus (Latin) may have unfamiliar sounds and require more repetition.
- Strategy: Focus on phonetic similarities in easier words like cerdo (Spanish) and porco (Portuguese) to build confidence.

ASL Coordination

- Practice the sign daily through short, playful sessions, such as pretending to oink or imitating farm animal movements, to develop motor skills.

Retention Across Languages

- Reinforce less-preferred languages by integrating them into high-interest activities, such as singing farm animal songs or reading multilingual storybooks about pigs.

Reflective Questions

- Which languages does Luke respond to most easily when learning the word "pig"?
- Is he attempting to use the word "pig" in multiple languages?
- Does Luke engage with the tactile and visual aspects of learning about pigs (e.g., touching a plush pig or looking at pictures)?
- How does he react to ASL practice for "pig"?
- Does he show excitement or frustration during pig-themed activities?

Progress-Oriented

Short-Term Goals:

- By the end of the week, Luke will:
 - Say apple in at least 3 languages.
 - Use the ASL sign correctly without prompts.

Long-Term Goals:

- Begin associating apple with its translations in everyday settings.
- Extend vocabulary retention to other fruits (e.g., banana, orange).



Pig - /pihg/




Short Story

Luke saw a little pink pig at the farm and asked, "What's that?" His mom replied, "That's a pig! Pigs love to roll in the mud to keep cool." Luke laughed and said, "Pig!" He watched as the pig oinked happily, and they talked about how pigs live on farms and the sounds they make.

Song: "Old MacDonald Had a Farm"

Activity: Pig Coloring

- What to Do: Draw or print a pig outline and provide pink crayons. Encourage Luke to color the pig while saying "pig."
- Why It's Great: Builds vocabulary and develops fine motor skills.
- Enhancements: Talk about the pig's features (ears, snout, tail) while coloring.





Cerdo - /SEHR-doh/




Cuento

Luke vio un cerdito rosa en la granja y preguntó: “¿Qué es eso?” Su mamá respondió: “¡Es un cerdo! A los cerdos les encanta revolcarse en el lodo para mantenerse frescos.” Luke se rió y dijo: “¡Cerdo!” Miró cómo el cerdo gruñía feliz y hablaron sobre cómo viven los cerdos en las granjas.

Canción: “Los Pollitos Dicen” (farm song including pigs). (YouTube)


Actividad: Juego de sonidos de cerdo (Pig Sound Game)

- Qué Hacer: Enseña a Luke la palabra en español "cerdo." Juega a hacer sonidos de cerdo (oink-oink) y pídele que señale una imagen de un cerdo cuando digas "cerdo."
- Por Qué es Genial: Ayuda a asociar la palabra en español con el animal.
- Mejoras: Usa un cerdito de peluche o de juguete para una interacción más práctica.





Cochon - /koh-SHOHN/



Histoire /ees-TWAHR/

Luke a vu un petit cochon rose à la ferme et a demandé : « Qu'est-ce que c'est ? » Sa maman a répondu : « C'est un cochon ! Les cochons adorent se rouler dans la boue pour rester au frais. » Luke a ri et a dit : « Cochon ! » Il a regardé le cochon grogner joyeusement, et ils ont parlé de la vie des cochons dans les fermes.

Chanson /shahn-SOHN/: “Dans la Ferme de Mathurin” (chanson française pour enfants), (YouTube)

Activité /ahk-tee-vee-TAY/:

 Jeu de Boue avec des Cochons

- Que Faire: Dites le mot français cochon pendant que Luke joue avec un cochon en jouet dans du sable cinétique ou de la pâte à modeler “boue”. Encouragez-le à faire semblant que le cochon se roule dans la boue.
- Pourquoi C'est Génial: Encourage l'exploration sensorielle et la pratique linguistique.
- Améliorations: Répétez des phrases simples en français, comme “Le cochon joue!” (“Le cochon s’amuse!”).





Maiale - /mah-YAH-leh/



Storia /STOH-ryah/

Luke vide un piccolo maialino rosa alla fattoria e chiese: “Cos’è quello?” Sua mamma rispose: “È un maiale! Ai maiali piace rotolarsi nel fango per rinfrescarsi.” Luke rise e disse: “Maiale!” Guardò mentre il maiale grugniva felice e parlarono di come vivono i maiali nelle fattorie.

Canzone (kan-TSOH-neh): “Nella Vecchia Fattoria” (versione italiana di Old MacDonald),
(YouTube)

Attività /aht-tee-vee-TAH/:

 Abbinamento di Animali da Fattoria

- Cosa Fare: Mostra a Luke immagini di animali da fattoria, incluso un maiale, e dì i loro nomi in italiano (ad esempio, maiale per il maiale). Chiedigli di abbinare l'immagine del maiale con la parola maiale.
- Perché è Fantastico: Migliora il riconoscimento parola-oggetto e introduce il vocabolario italiano.
- Miglioramenti: Usa una miniatura del maiale per collegare la parola maiale a un oggetto tangibile.





Porco - /POHR-coh/



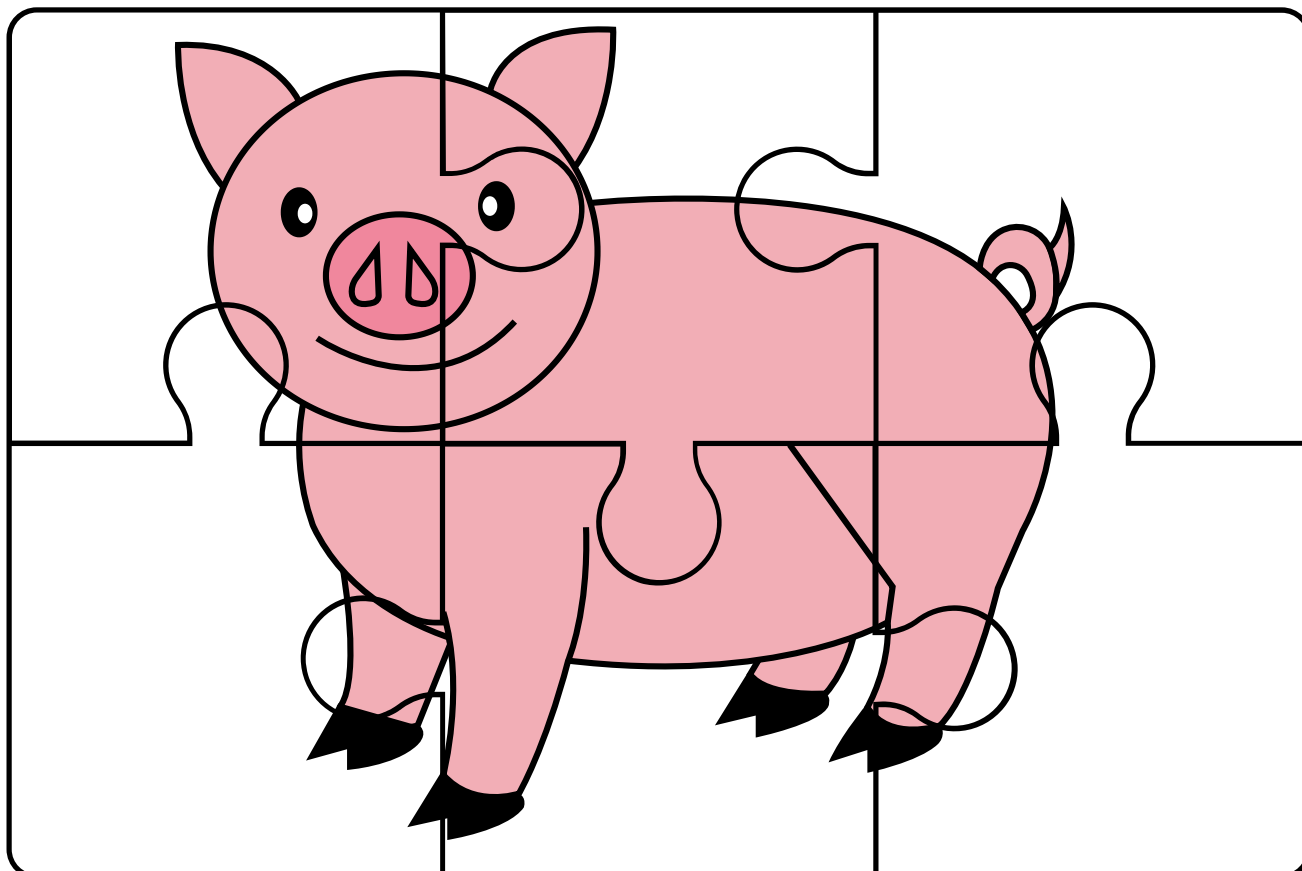
História (ees-TOR-ee-ah)

Luke viu um porquinho rosa na fazenda e perguntou: “O que é isso?” Sua mãe respondeu: “É um porco! Os porcos adoram rolar na lama para se refrescar.” Luke riu e disse: “Porco!” Ele observou o porco grunhir alegremente, e eles conversaram sobre como os porcos vivem nas fazendas.

Canção /kan-SOWN/: “Na Fazenda do Meu Tio” (versão portuguesa de Old MacDonald), (YouTube)

Atividade /ah-chee-vee-DAH-jee/: Quebra-cabeça do Porco

- O que Fazer: Use um quebra-cabeça simples de um porco ou desenhe um para recortar. Diga a palavra portuguesa porco enquanto Luke monta o quebra-cabeça.
- Por que é Ótimo: Desenvolve habilidades de resolução de problemas e introduz o vocabulário em português.
- Melhorias: Repita alegremente porco a cada peça adicionada.





Porcus - /POHR-koos/



Historia /his-TOH-ree-ah/

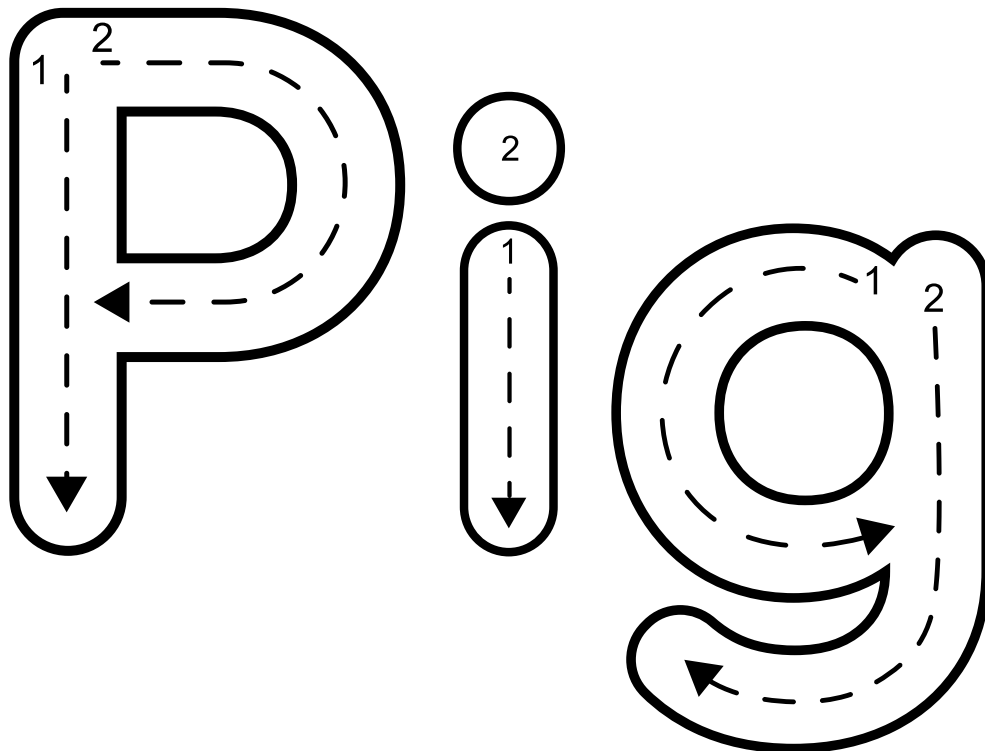
Luke porcum roseum in agro vidit et quaesivit: "Quid est hoc?" Mater respondit: "Hoc est porcus! Porci amant in luto volutare ut se refrigerent." Luke risit et dixit: "Porcus!" Spectavit porcum grunientem laete, et de vita porcorum in agris locuti sunt.

Carmen /CAR-men/: Cantus simplex sicut "Porcus in Luto" (crea carmen repetitivum de porcis in luto).

Activitas /ahk-tee-VEE-tahs/:

 Ludus Porci

- Quid Facere: Dicas porcus et hortare Luke ut porcum ex peluche circum cameram persequatur, dicens porcus quotiens tangat.
- Cur Magna est: Coniungit activitatem physicam cum lingua discenda.
- Melioramenta: Addas carmen vel rithmum utens porcus ad verbum confirmandum.





ASL: Pig

